



*Farming Systems since 1986*

**AUSEEDER DBS • MULTISTREAM • EASITILL**

6 Davison Road, Cockburn Central WA 6164  
PO Box 5010, South Lake WA 6964  
T +61 (0) 8 9417 8877  
F +61 (0) 8 9417 8878  
E [auspflow@auspflow.com.au](mailto:auspflow@auspflow.com.au)  
[www.auspflow.com.au](http://www.auspflow.com.au)

## **PARTS BULLETIN**

**No: 2-21**

**2 Jun2021**

### **Subject: AUSPLOW SPARE PARTS ORDERING GUIDE**

This guide is to assist current and new users when ordering spare parts for Auspflow DBS bars, Multistream bins or Easitill tilling machines.

To help narrow down the search for spare parts, it is often best to establish the:

- machine model number or
- serial number.

Serial numbers are located on a metal plate riveted to the machine frames.

Spare parts manuals are available to purchase or can be viewed from the Auspflow Webshop, printed and downloaded to your desktop. It is recommended a set of current manuals is used when identifying spare parts. These manuals are updated each year and released around Aug-Sep.

Also available on the Webshop are Assembly Manuals that are used by Dealers when Assembling a new machine prior to customer delivery. Operators Manuals are also available and often a good source of information to answer operating type enquiries.


#### **Assembly and Service Manuals**

Here are the links to Assembly and Service Manuals




#### **Operator Manuals**


Here are the links to Operator Manuals:




**Spare Parts  
DBS Ausseeder Manual  
Version 5.2**




**Spare Parts  
DBS Tine Manual  
Version 3.1**



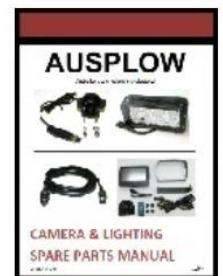
**Spare Parts  
Coulter Manual  
Version 1.9**




**Spare Parts  
Multistream Series II  
Version 1.3**




**Spare Parts  
Air Kit Manual  
Version 3.3**




**Spare Parts  
Camera and Lighting  
Manual Version 2.2**



**Spare Parts  
Easitill-Deep Tillage  
Version 2.2**



**Spare Parts  
Multistream Series I  
Volume 1 Version 2.6**



**Spare Parts  
Multistream Series I  
Volume 2 Version 2.6**



*Farming Systems since 1986*

**AUSEEDER DBS • MULTISTREAM • EASITILL**

6 Davison Road, Cockburn Central WA 6164  
PO Box 5010, South Lake WA 6964  
T +61 (0) 8 9417 8877  
F +61 (0) 8 9417 8878  
E [ausplow@ausplow.com.au](mailto:ausplow@ausplow.com.au)  
[www.ausplow.com.au](http://www.ausplow.com.au)

## Parts Bulletins

Parts Bulletins are sent to Dealers to advise of important changes made to Parts and Assemblies. The spare parts manuals are updated with these changes when the new versions are released in Aug-Sep.

Parts Bulletins can also be viewed online from the Webshop.

## Webshop <https://shop.ausplow.com.au/>

The Webshop is only accessed by authorised Ausplow Dealers. When you log in as a Dealer you have access to:

- Parts Manuals
- Operators Manuals
- Assembly Manuals
- Parts Bulletins
- Fast Order System

To search for parts use the General Search or Product Categories fields.



### Product Categories

DBS Auseeder  
Multistream Series I  
Multistream Series II  
Deep Tillage  
Ausplow Merchandise  
Miscellaneous

## Welcome to the Dealers Main Menu

Here are the links to the Fast Order System, User Manuals and Parts Bulletins.



Parts Manuals



Fast Order System



Operator Manuals



Assembly/Service Manuals



Parts Bulletins

### Refine Products

Multistream Series I [949]  
DBS Auseeder [947]  
Multistream Series II [781]  
Deep Tillage [72]  
Ausplow Merchandise [10]  
Miscellaneous [6]


### Your Shopping Cart

Your Cart is Empty

Product Categories will display another set of menus to help search for parts and allow you to add the part(s) to your shopping cart.

## Product Categories

### Categories - DBS Auseeder



- Orders can be placed quickly using the Fast Order System.
- Up to 100 line items can be placed for each order. If more than 100 line items are required then a separate order is to be created.
- A tick will indicate stock is available.
- A cross with either mean we have no stock or our stock may be assigned to our Assembly area for new machines.
- Most times these parts will be made available for spare parts orders, if not we will generally advise you if not available.
- It is recommended to check the part number picture shown in the Webshop and the description of the item to ensure you are ordering the correct part. If you are not sure the part is correct then contact Ausplow Spare Parts via email.



## Fast Order System

Your Cart has **0** items  
[My Account](#) | [Logout](#) | [Account](#) : Casual Web User

---

## Fast Order

Use product item codes to quickly create an order, then add to cart, checkout, and you're done.

Item Code	Qty	Description	Stock	Unit
<input type="text"/>	<input type="text"/>			
<input type="text"/>	<input type="text"/>			
<input type="text"/>	<input type="text"/>			
<input type="text"/>	<input type="text"/>			
<input type="text"/>	<input type="text"/>			
<input type="text"/>	<input type="text"/>			
<input type="text"/>	<input type="text"/>			
<input type="text"/>	<input type="text"/>			
<input type="text"/>	<input type="text"/>			
<input type="text"/>	<input type="text"/>			
<input type="text"/>	<input type="text"/>			
<input type="text"/>	<input type="text"/>			
<input type="text"/>	<input type="text"/>			
<input type="text"/>	<input type="text"/>			
<input type="text"/>	<input type="text"/>			
<input type="text"/>	<input type="text"/>			
<input type="text"/>	<input type="text"/>			
<input type="text"/>	<input type="text"/>			
<input type="text"/>	<input type="text"/>			
<input type="text"/>	<input type="text"/>			

**Instructions:**  
  
 You can create your order using the online order form above. Please follow these simple steps:  

- Enter the item code of the product into the **Item Code** field,
- Enter the desired quantity,
- Rinse and Repeat as required.

Once you have entered all your desired items, click the **Add to Cart** button to add your order to the shopping cart. From here you can either, go to the shopping cart to review your order or you can use this form again to add more items.

### Product Categories

- DSS Aus Seeder
- Multistream
- Deep Tillage
- Ausplow Merchandise
- Miscellaneous

### Refine Products

- DSS Aus Seeder [973]
- Multistream [871]
- Deep Tillage [75]
- Miscellaneous [7]
- Ausplow Merchandise [6]

### Your Shopping Cart

Your Cart is Empty


[Home](#) | 
 [Products](#) | 
 [FAQs](#) | 
 [Dealers](#)

**Customer Reference** - enter Purchase Order number only in this field

**Notes Section - enter**

- Weekly Stock Order (WSO), or
- Pre-Season Order (PSO), or
- Any special instructions, ie machine serial No.

### Your Shopping Cart

Remove	Description	Qty
	<b>26992</b> Blade Assy Pro D 5-7"	<input type="text" value="1"/>

Customer reference:





*Farming Systems since 1986*

**AUSEEDER DBS • MULTISTREAM • EASITILL**

6 Davison Road, Cockburn Central WA 6164

PO Box 5010, South Lake WA 6964

T +61 (0) 8 9417 8877

F +61 (0) 8 9417 8878

E [ausplow@ausplow.com.au](mailto:ausplow@ausplow.com.au)

[www.ausplow.com.au](http://www.ausplow.com.au)

Items can be removed from the shopping cart by ticking the 'Remove' box then press 'Update Cart', then continue shopping or go to checkout.

### Freight Account - enter

- Freight company & account No, or
- Hold for pick up

Then press Submit

Freight Account and Code

Startrack 123456

SUBMIT

### Delivery Instructions - enter

- Special delivery instructions then press Submit

Delivery Instructions

Please send what you have

SUBMIT

The Delivery Address, Delivery Instructions and Customer Reference can be changed by pressing the 'Edit' fields.

### Processing Submitted Orders

- When an order is placed online, a Submitted and Processed email is generated.
- The order is then checked by Ausplow Parts Section and if the notes section has indicated a Weekly Stock Order or Pre-Season Order, the appropriate discount is then entered on the order.
- A picking slip is created and sent to Stores for the order to be picked.
- Daily Orders are packed on a first in, first processed basis.
- Weekly Orders are packed 5 or more working days **after the order is received**.



*Farming Systems since 1986*

6 Davison Road, Cockburn Central WA 6164  
PO Box 5010, South Lake WA 6964  
T +61 (0) 8 9417 8877  
F +61 (0) 8 9417 8878  
E [ausplow@ausplow.com.au](mailto:ausplow@ausplow.com.au)  
[www.ausplow.com.au](http://www.ausplow.com.au)

**AUSEEDER DBS • MULTISTREAM • EASITILL**

---

- If the order is for Pick Up, we will advise the weights and dimensions when the order has been packed and ready for collection.

**Note: Pick Up of orders should not occur until Ausplow has advised Dealers the order is complete, packed and ready for collection.**

- Orders are sent with a delivery Docket which can be used to check the order when received. No pricing of ordered goods accompanies the order.
- The consignment delivery information is entered in the Ausplow sales order which then allows the order to be invoiced by our Accounts Department and sent to Dealers.
- Any enquiries relating to Ausplow Invoices are to be directed to our Accounts Department: [ar@ausplow.com.au](mailto:ar@ausplow.com.au)
- When enquiring about orders, the Ausplow sales order number is to be quoted to ensure the quickest response rather than searching orders using a PO number.
- If there is any change to an order, this is to be advised to Ausplow Parts Section via email to keep a record of changes made to submitted orders.
- Procedures for the return of parts and warranty claims are detailed in each of the Spare Parts Manuals

## **Freight Companies and Pick Ups**

Ausplow and many Dealers use Startrack Express as their nominated freight carrier:

- Startrack pickup at approx. 4pm, Toll & TNT before 3pm
- Startrack prepaid airbags are not delivered to PO Boxes
- Startrack, Toll, & TNT will not collect 5" & 6" air hose rolls because not on a pallet.

TNT deliveries ..... Ausplow to book freight prior to 12noon, otherwise it will be a next day collection.

When Dealers arrange freight to be collected, the Ausplow Sales Order number or numbers are to be quoted by the person collecting the order. Orders will not be issued unless an Ausplow Sales order Number is quoted to our Stores Section.

**Tim Jobson**  
**Parts Manager**